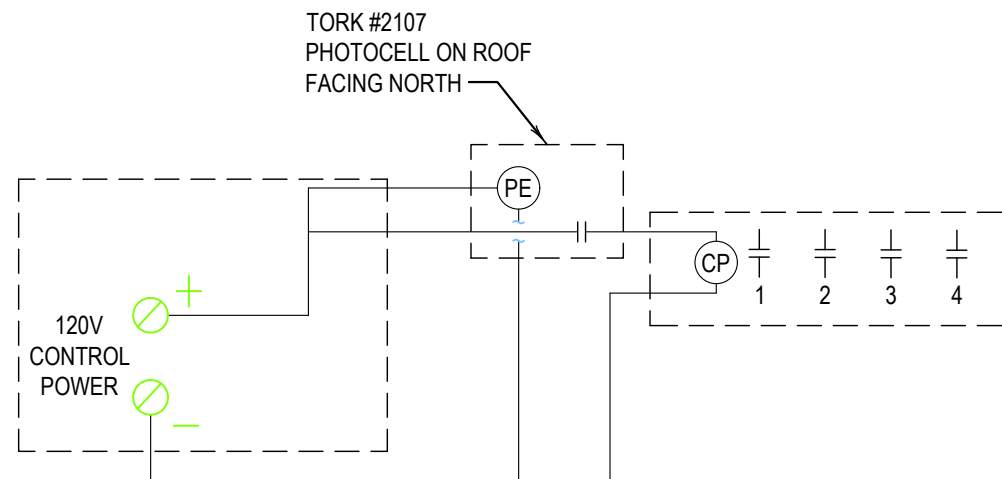
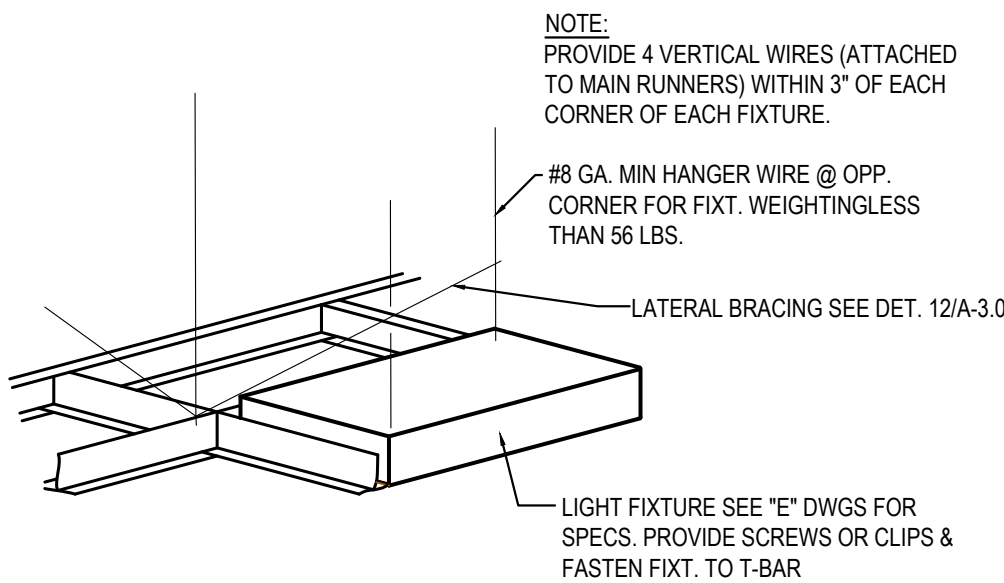
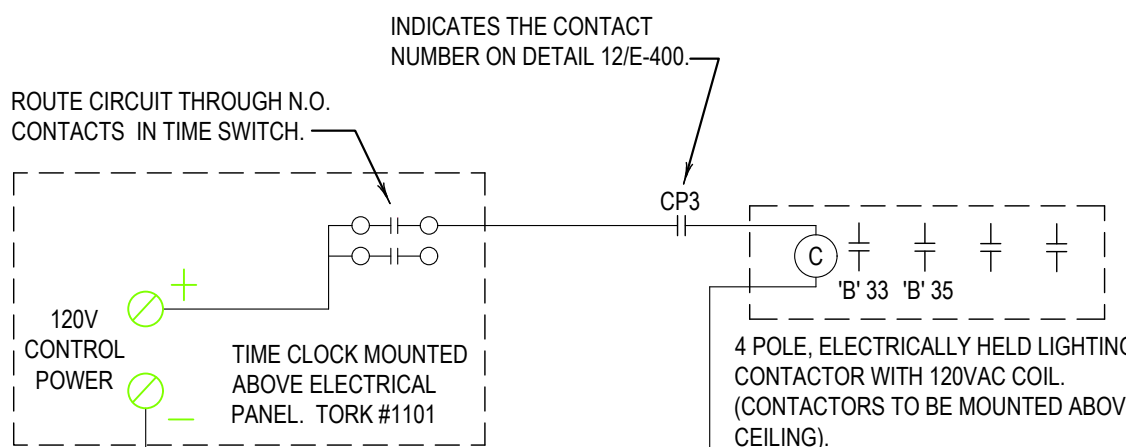
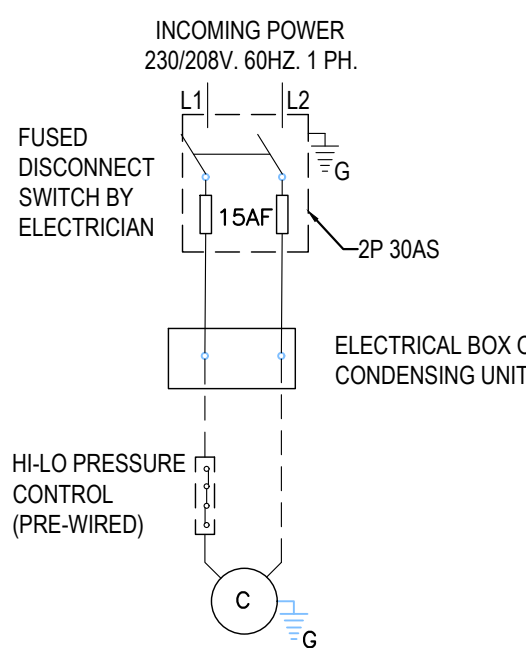
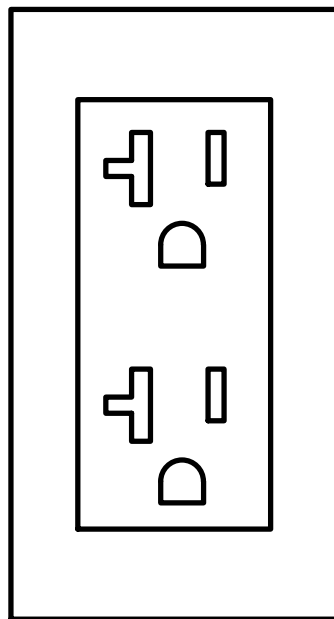
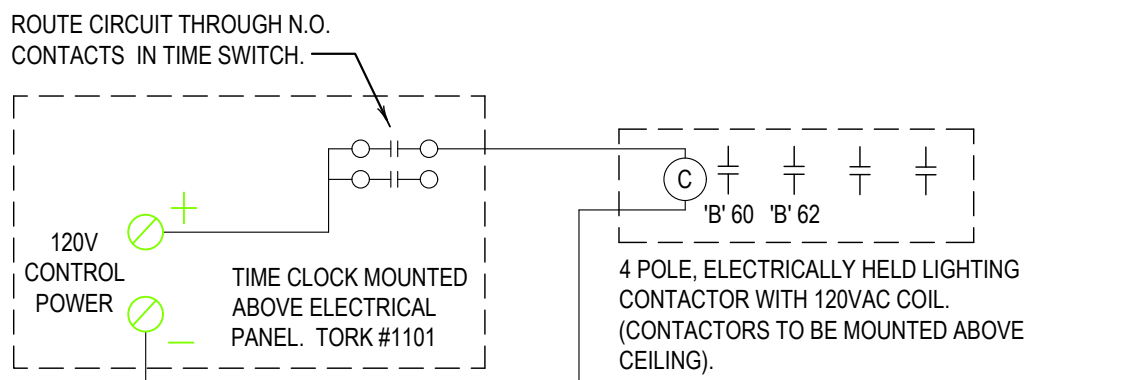
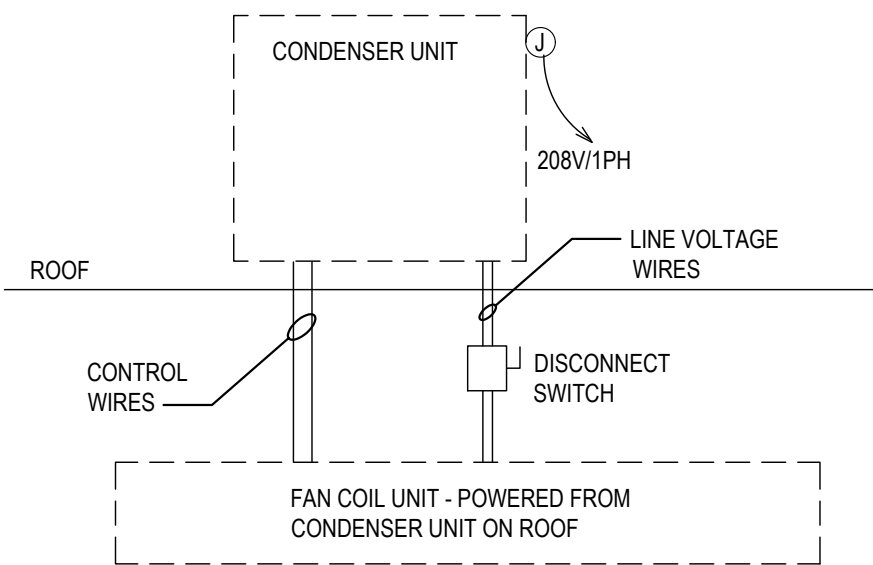
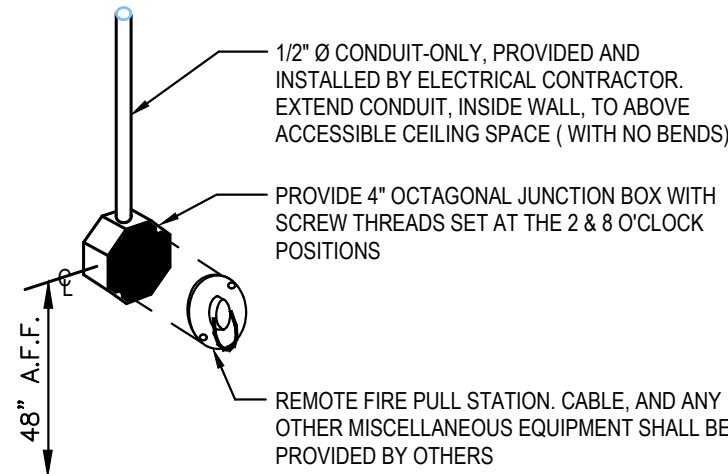
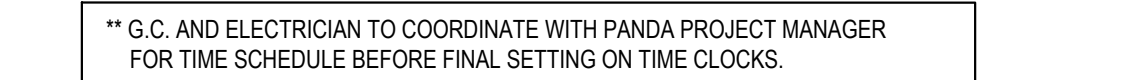
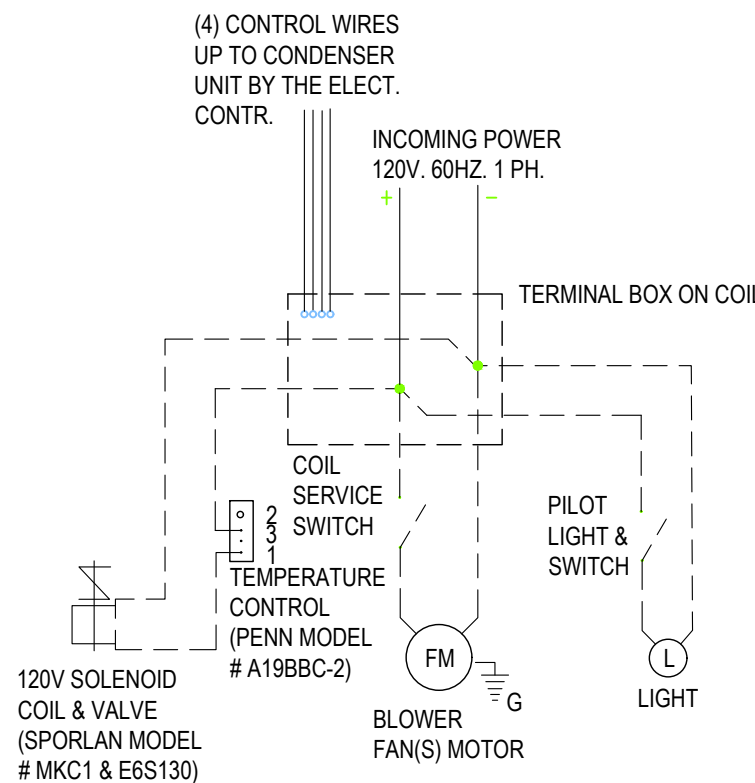
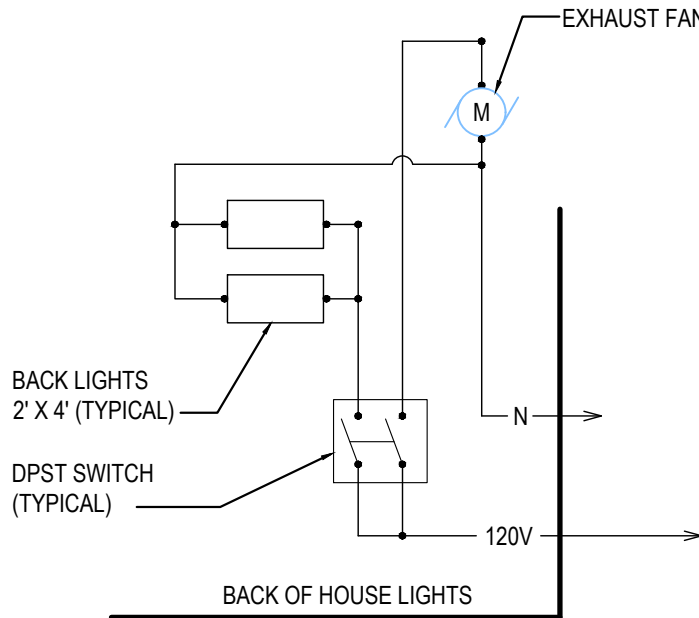


	<div></div> <div>TIME CLOCKS12</div> <div>NOT TO SCALEE-400</div>			<div></div> <div>LIGHT FIXTURE DETAIL4</div> <div>NOT TO SCALEE-400</div>
	<div>NOT USED</div> <div>CONTRACTOR TO LABEL TIMECLOCK "BUILDING LIGHTS"</div> <div>A</div> <div>NOT USED</div> <div>CONTRACTOR TO LABEL TIMECLOCK "DRIVE THROUGH"</div> <div>B</div> <div></div> <div>FREEZER LTG & DOOR HTR WIRING DIAGRAM10</div> <div>NOT TO SCALEE-400</div>		<div></div> <div>CONDENSING UNIT7</div> <div>NOT TO SCALEE-400</div>	<div></div> <div>RECEPT. DIAGRAM3</div> <div>NOT TO SCALEE-400</div>
	<div>NOT USED</div> <div>CONTRACTOR TO LABEL TIMECLOCK "SIGNS"</div> <div>C</div> <div></div> <div>FREEZER EVAPORATOR COIL9</div> <div>NOT TO SCALEE-400</div>	<div></div> <div>WIC / WIF WIRING DIAGRAM NOTES6</div> <div>NOT TO SCALEE-400</div>	<div></div> <div>ANSUL PULL STATION DETAIL2</div> <div>NOT TO SCALEE-400</div>	
	<div>NOT USED</div> <div>CONTRACTOR TO LABEL TIMECLOCK "PARKING LOT"</div> <div>D</div> <div></div> <div>TIME CLOCKS11</div> <div>NOT TO SCALEE-400</div>	<div></div> <div>COOLER EVAPORATOR COIL8</div> <div>NOT TO SCALEE-400</div>	<div></div> <div>EXHAUST FAN CONTROL DIAGRAM5</div> <div>NOT TO SCALEE-400</div>	<div>(NOT USED) PNL 'A' GRD DETAIL1</div> <div>NOT TO SCALEE-400</div>



PANDA EXPRESS, INC.
1683 Walnut Grove Ave.
Rosemead, California
91770
Telephone: 626.799.9898
Facsimile: 626.372.8288

All ideas, designs, arrangement and plans indicated or represented by this drawing are the property of Panda Express Inc. and were created for use on this specific project. None of these ideas, designs, arrangements or plans may be used by or disclosed to any person, firm, or corporation without the written permission of Panda Express Inc.

REVISIONS:		
ISSUE DATE:		
	HEALTH PERMIT SET	06-28-18
	BUILDING PERMIT SET	08-14-18

DRAWN BY: G. COLLINS

PANDA PROJECT #: S4-19-D5256
ARCH PROJECT #: JCDT170409



PANDA EXPRESS
WARM & WELCOME
6620-6650 RITCHIE HWY TENANT 'A'
GLEN BURNIE, MD 21061

E-400

ELECTRICAL DETAILS, DIAGRAMS

TRUE WARM & WELCOME 2200